

11+

Weekly
Worksheets

11 Plus Exam Preparation



Written by experts


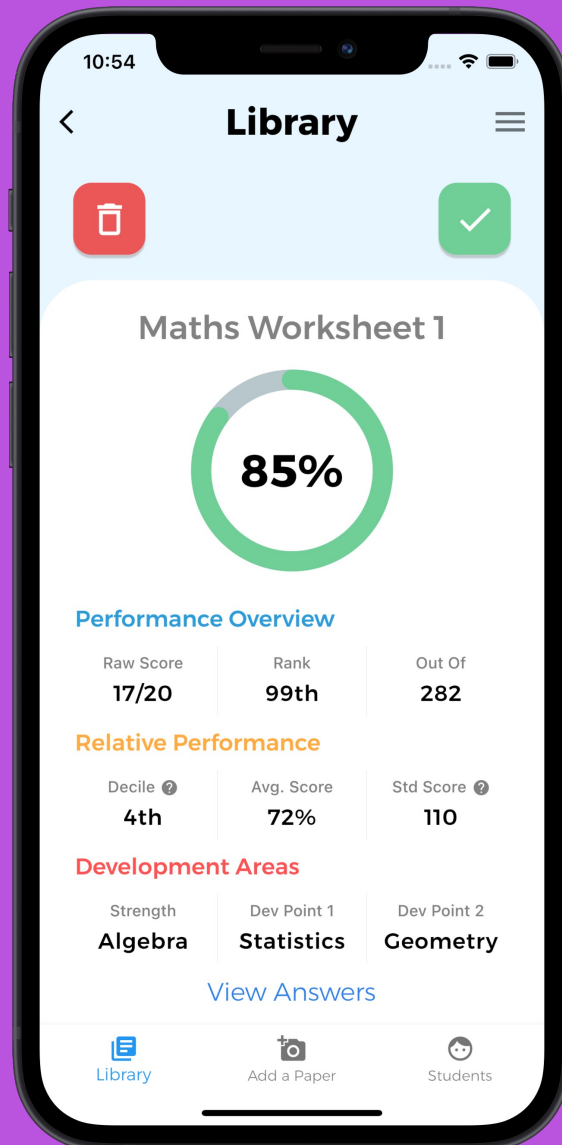


Automatic marking with app



Video explanation

Use the free **ExamHappy** app
to mark your answers




**Watch our video
tutorial now!**
(~1 min)



Simply **take a photo** of your answer sheet and
receive scores in seconds...



...and see how your child **ranks against peers**,
identify **strengths & weaknesses** & view **video
solutions**



Answer Sheet

Paper Name: Non-Verbal Sample Worksheet

Paper ID: WW-NVR-10-20Q

Full Name:



**YOU MUST ANSWER ON THIS SHEET. TAKE A PICTURE USING THE EXAM HAPPY APP
AFTERWARDS TO MARK YOUR WORK.**

How to answer:



A



B



C



D



E

How not to answer:



A



B



C



D



E

Use the **free Exam Happy app** to **view the average** for this paper and learn from **video solutions**

1	<input type="text"/>	<input type="text"/>	<input type="text"/>	<input type="text"/>	<input type="text"/>
	A	B	C	D	E
2	<input type="text"/>	<input type="text"/>	<input type="text"/>	<input type="text"/>	<input type="text"/>
	A	B	C	D	E
3	<input type="text"/>	<input type="text"/>	<input type="text"/>	<input type="text"/>	<input type="text"/>
	A	B	C	D	E
4	<input type="text"/>	<input type="text"/>	<input type="text"/>	<input type="text"/>	<input type="text"/>
	A	B	C	D	E
5	<input type="text"/>	<input type="text"/>	<input type="text"/>	<input type="text"/>	<input type="text"/>
	A	B	C	D	E
6	<input type="text"/>	<input type="text"/>	<input type="text"/>	<input type="text"/>	<input type="text"/>
	A	B	C	D	E
7	<input type="text"/>	<input type="text"/>	<input type="text"/>	<input type="text"/>	<input type="text"/>
	A	B	C	D	E
8	<input type="text"/>	<input type="text"/>	<input type="text"/>	<input type="text"/>	<input type="text"/>
	A	B	C	D	E
9	<input type="text"/>	<input type="text"/>	<input type="text"/>	<input type="text"/>	<input type="text"/>
	A	B	C	D	E
10	<input type="text"/>	<input type="text"/>	<input type="text"/>	<input type="text"/>	<input type="text"/>
	A	B	C	D	E

11	<input type="text"/>	<input type="text"/>	<input type="text"/>	<input type="text"/>	<input type="text"/>
	A	B	C	D	E
12	<input type="text"/>	<input type="text"/>	<input type="text"/>	<input type="text"/>	<input type="text"/>
	A	B	C	D	E
13	<input type="text"/>	<input type="text"/>	<input type="text"/>	<input type="text"/>	<input type="text"/>
	A	B	C	D	E
14	<input type="text"/>	<input type="text"/>	<input type="text"/>	<input type="text"/>	<input type="text"/>
	A	B	C	D	E
15	<input type="text"/>	<input type="text"/>	<input type="text"/>	<input type="text"/>	<input type="text"/>
	A	B	C	D	E
16	<input type="text"/>	<input type="text"/>	<input type="text"/>	<input type="text"/>	<input type="text"/>
	A	B	C	D	E
17	<input type="text"/>	<input type="text"/>	<input type="text"/>	<input type="text"/>	<input type="text"/>
	A	B	C	D	E
18	<input type="text"/>	<input type="text"/>	<input type="text"/>	<input type="text"/>	<input type="text"/>
	A	B	C	D	E
19	<input type="text"/>	<input type="text"/>	<input type="text"/>	<input type="text"/>	<input type="text"/>
	A	B	C	D	E
20	<input type="text"/>	<input type="text"/>	<input type="text"/>	<input type="text"/>	<input type="text"/>
	A	B	C	D	E


This page has been intentionally left blank


11+

Sample Worksheet

Non-verbal Reasoning

Instructions

1. You have 10 minutes to complete this test
2. This is a multiple-choice test and each question carries one mark
3. Mark your answers clearly on the answer sheet using a HB pencil
4. Ensure that the rectangle on the answer sheet is fully shaded in like this 
5. If you mark the wrong answer, ensure that you erase it and mark your new answer clearly
6. Any rough workings should be done on a separate sheet of paper
7. Do not turn over page until you are told to do so
8. Use the Exam Happy app to mark your answers and see where you rank amongst peers
Search “Exam Happy” on your App Store



| ExamHappy

ExamHappy+ Subscription

For parents who want more: weekly 11+ worksheets & vocab sheets sent conveniently to your email

Exam Happy

11+ | Pack 1

Exam Happy

11+ | Pack 1

Exam Happy

11+ | Pack 1

Exam Happy

11+ | Pack 1

Non-Verbal Reasoning

Verbal Reasoning

English

Mathematics

11+ Vocab Sheet #1

Task: Learn the following fifteen common 11+ words using the definitions provided. Once ready, test your skills using the review sheet on the next page!

SACRIFICE	To give up something valuable
PURPOSE	Reason (why you do something)
DIGEST	To change food in your stomach into substances your body can use
POULTRY	Chicken meat or bird meat
COMRADE	A friend, especially someone who fights with you in war
ENDEAVOUR	To try really hard
WHOLLY	Entirely
ORIGIN	Where something comes from
MORAL	The right thing to do
SERMON	A religious speech given by a priest in a church
IDLE	Not working/staying still
IDOL	Someone that you respect very much
STOOP	To bend down
GRATE	To break food (such as cheese) into small, thin pieces
LINGER	To stay somewhere for a long time

For free 11+ worksheets, visit www.examhappy.co.uk/try

- ✓ Weekly worksheets & vocab sheets
- ✓ All 11+ subjects (GL Format)
- ✓ Video solutions & pass mark intel
- ✓ Cancel anytime & 30-day money-back guarantee



Try it out with a 2-week free trial

Visit www.examhappy.co.uk/pricing/

You are presented with a series with one square missing. The **series will follow a pattern**. Which of the figures on the right should go in the empty square to follow the pattern?

Example

					A	B	C	D	E

Answer D (One fewer circle)

01

A	B	C	D	E

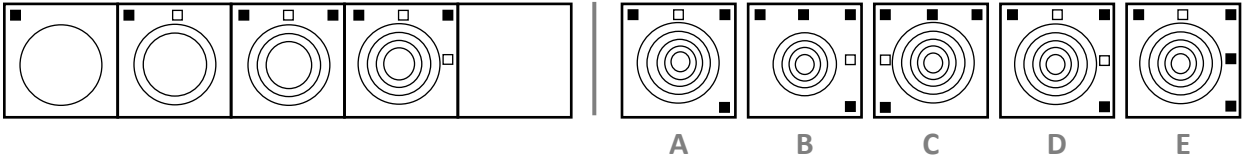
02

A	B	C	D	E

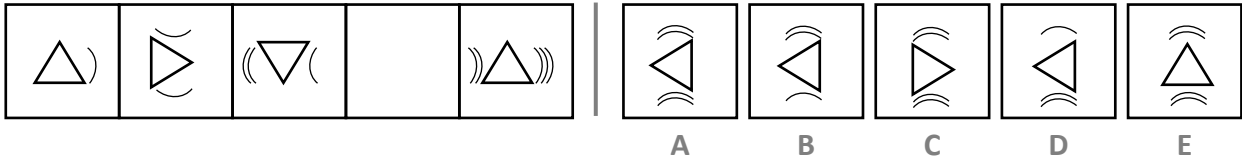
03

A	B	C	D	E

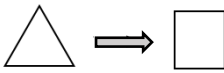
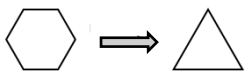
04



05



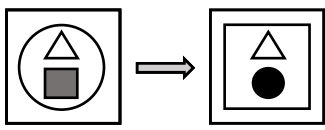

Identify the pattern between the **first pair of shapes**. This same pattern must be applied to the given shape to find the answer. Choose the correct figure from the options on the right.

Example  

A B C D E

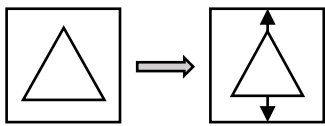

Answer B (One more side)

06

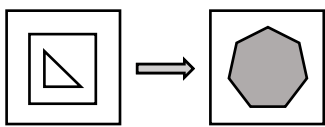
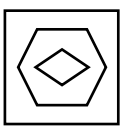
A B C D E

07

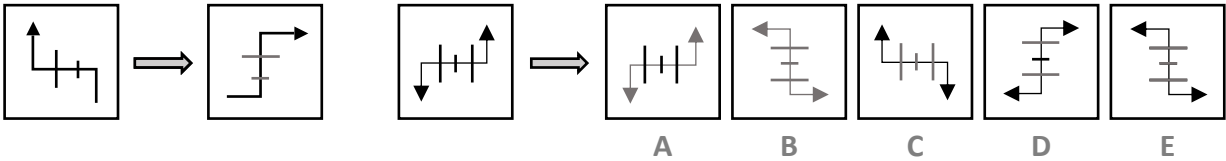
A B C D E

08

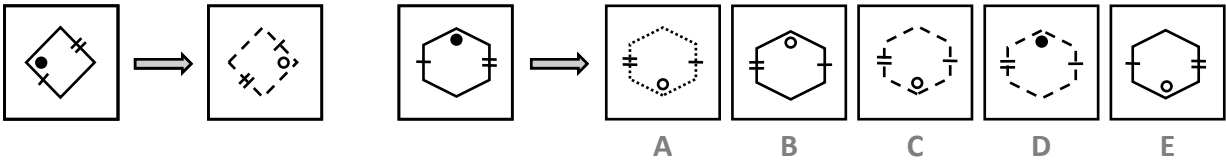
 

A B C D E

09



10



You are presented with a grid with one square missing. The figures in the grid will follow a pattern. Which of the figures on the right should go in the empty square to follow the pattern?

Example

A	B	C	D	E

Answer **A** (Moving across the rows, shape rotating 90 degrees clockwise).

11

A	B	C	D	E

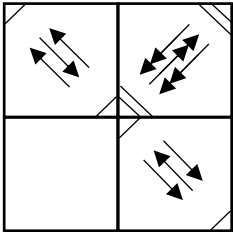
12

A	B	C	D	E

13

A	B	C	D	E

14



A



B



C

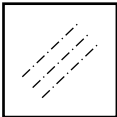
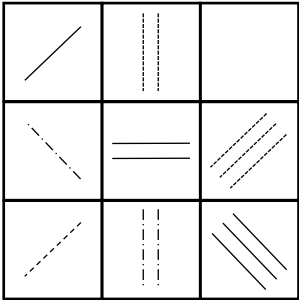


D

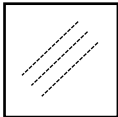


E

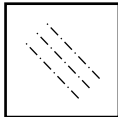
15



A



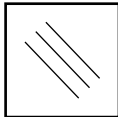
B



C



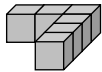
D



E

Which of the 2D plan views on the right is a view from above of the 3D shape on the left?

Example



	■	■	■
	■		■
			■

A

	■	■	■
■	■		■
			■

B

	■	■	■
			■
			■
			■

C

■	■	■	■
■			■

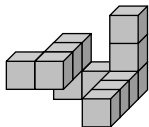
D

	■	■	■
			■
			■

E

Answer C

16



	■	■	■
	■		■
■	■		■

A

	■	■	■
■	■		■
			■

B

	■	■	■
	■		■
	■		■
■	■		

C

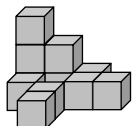
■	■		
■	■	■	■
■			■

D

	■	■	■
	■		■
■	■		■
			■

E

17



■	■	■	
■			■
	■		

A

■	■	■	
■		■	
	■		

B

■	■	■	
■	■		■
	■		

C


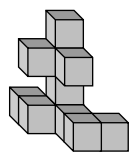
■	■	■	
■		■	
	■		

D


	■	■	
■		■	
	■		

E


18




A




B



C


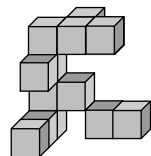


D




E


19




A




B



C


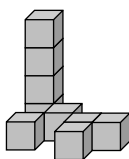


D




E


20




A




B



C



D

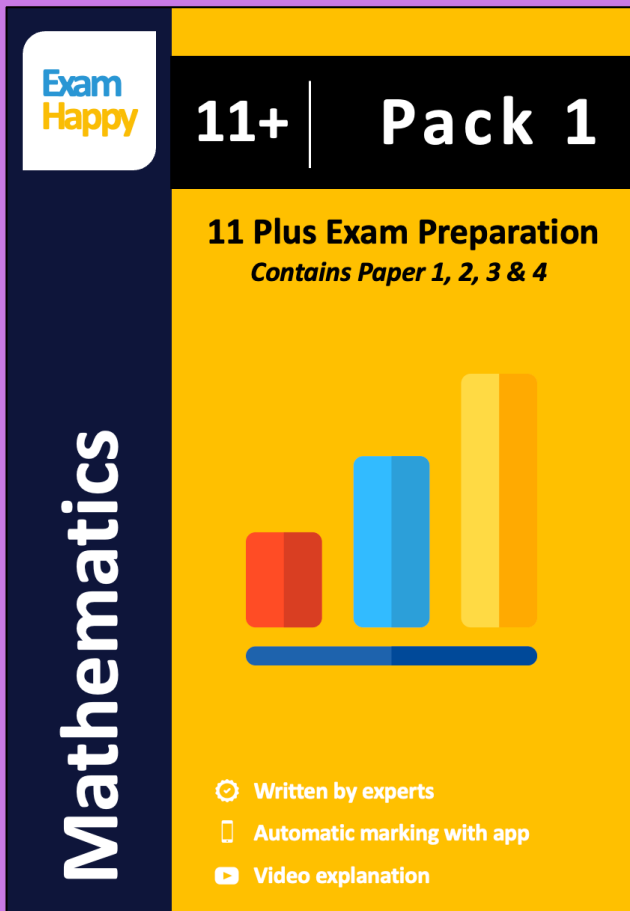


E

ExamHappy Maths Pack 1

4 full-length 11+ papers.

As close to the real exam as it gets.



- ✓ Four full-length, 50-question papers
- ✓ Entire syllabus covered
- ✓ Video solutions & pass mark intel
- ✓ Suitable for GL and other grammar schools

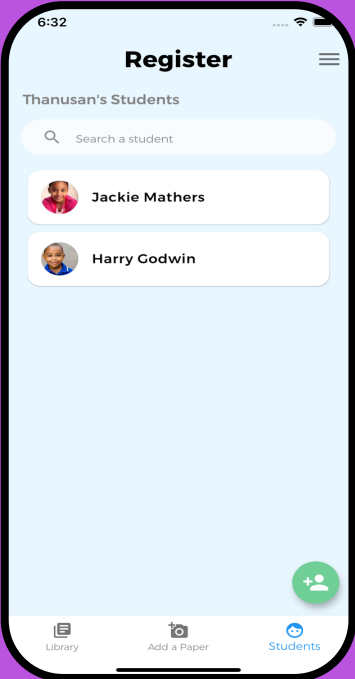


Get a 20% discount with coupon code:
welcome (just £16.00)

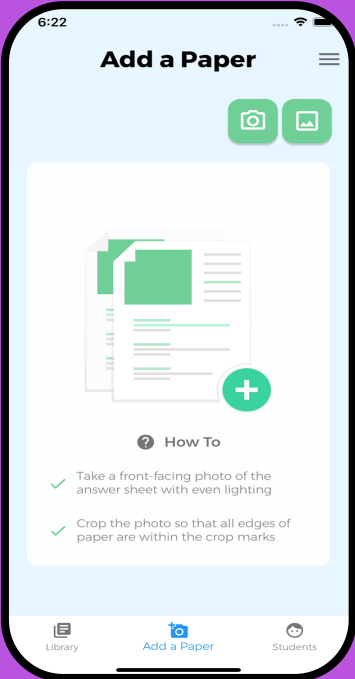
Visit: www.examhappy.co.uk/maths-offer

Using the App


1 Finish paper and take picture of answer sheet to instantly mark



Register

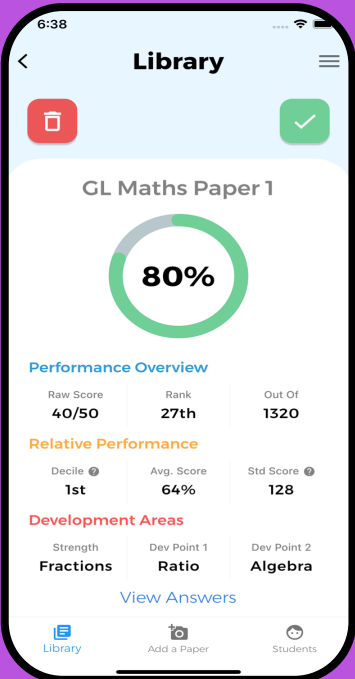


Take a picture



Upload

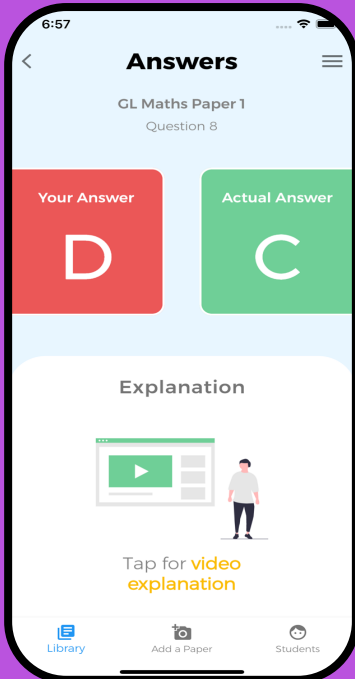
2 Access your score vs average, pass marks, and video explanations



Instantly mark



Check mistakes



Video solutions

About this pack



Contains 1 complete Non-Verbal worksheet



Expertly created in line with the national curriculum



Excellent for Grammar & Independent school preparation



Automatic marking & performance review via App



Detailed video explanations included via App

About ExamHappy



Exam Happy **lead in technology** in the 11+ space, making your 11+ journey **smarter, simpler and more successful.**



Our smart algorithm **automatically marks papers** and shows your **child's performance compared to peers.**



Development areas and **video explanations** are included to **give your child an edge.**

Download our app at www.examhappy.co.uk/app