


11+

Weekly
Worksheets

11 Plus Exam Preparation



Written by experts

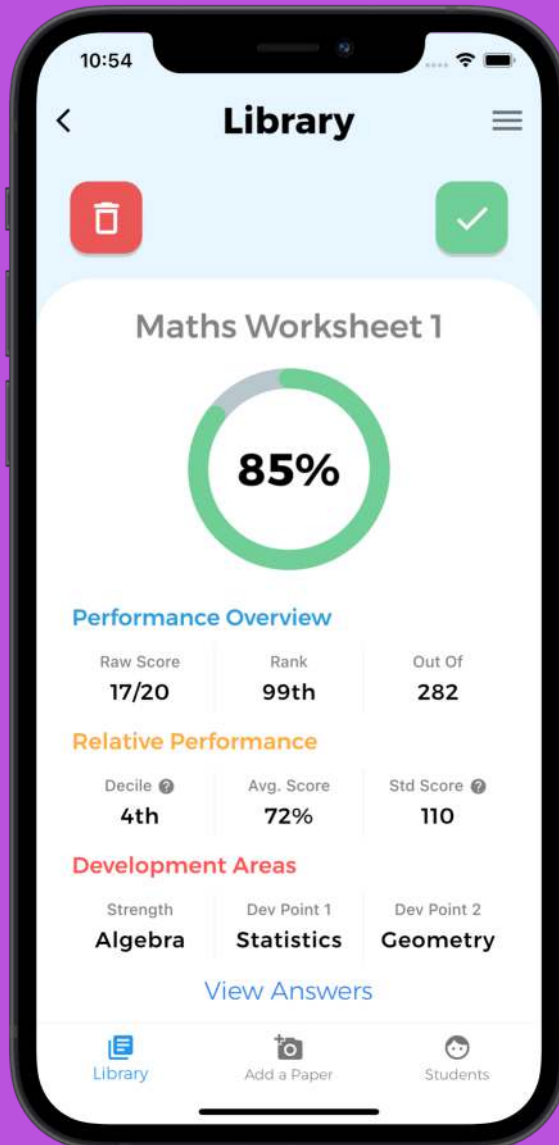


Automatic marking with app



Video explanation

Use the **ExamHappy** app
to mark your answers



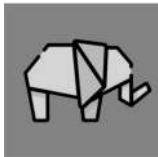
**Watch our video
tutorial now!**
(5 mins)



Simply **take a photo** of your answer sheet and
receive scores in seconds...



...and see how your child **ranks against peers**,
identify **strengths & weaknesses** & view **video
solutions**



Answer Sheet

Paper Name: Weekly Worksheet #3
Subject: Non-Verbal Reasoning



Paper ID	First Name	Last Name
WW-NVR-03-20Q		

Instructions	
<p>How to answer:</p> <p><input type="checkbox"/> A <input type="checkbox"/> B <input type="checkbox"/> C <input type="checkbox"/> D <input type="checkbox"/> E</p>	<ol style="list-style-type: none">1. Mark ONE answer for each question using a HB pencil2. Do NOT mark any areas outside of the answer boxes3. Mark your answers using the Exam Happy app

1	<input type="checkbox"/>	<input type="checkbox"/>	<input type="checkbox"/>	<input type="checkbox"/>	<input type="checkbox"/>
	A	B	C	D	E
2	<input type="checkbox"/>	<input type="checkbox"/>	<input type="checkbox"/>	<input type="checkbox"/>	<input type="checkbox"/>
	A	B	C	D	E
3	<input type="checkbox"/>	<input type="checkbox"/>	<input type="checkbox"/>	<input type="checkbox"/>	<input type="checkbox"/>
	A	B	C	D	E
4	<input type="checkbox"/>	<input type="checkbox"/>	<input type="checkbox"/>	<input type="checkbox"/>	<input type="checkbox"/>
	A	B	C	D	E
5	<input type="checkbox"/>	<input type="checkbox"/>	<input type="checkbox"/>	<input type="checkbox"/>	<input type="checkbox"/>
	A	B	C	D	E
6	<input type="checkbox"/>	<input type="checkbox"/>	<input type="checkbox"/>	<input type="checkbox"/>	<input type="checkbox"/>
	A	B	C	D	E
7	<input type="checkbox"/>	<input type="checkbox"/>	<input type="checkbox"/>	<input type="checkbox"/>	<input type="checkbox"/>
	A	B	C	D	E
8	<input type="checkbox"/>	<input type="checkbox"/>	<input type="checkbox"/>	<input type="checkbox"/>	<input type="checkbox"/>
	A	B	C	D	E
9	<input type="checkbox"/>	<input type="checkbox"/>	<input type="checkbox"/>	<input type="checkbox"/>	<input type="checkbox"/>
	A	B	C	D	E
10	<input type="checkbox"/>	<input type="checkbox"/>	<input type="checkbox"/>	<input type="checkbox"/>	<input type="checkbox"/>
	A	B	C	D	E

11	<input type="checkbox"/>	<input type="checkbox"/>	<input type="checkbox"/>	<input type="checkbox"/>	<input type="checkbox"/>
	A	B	C	D	E
12	<input type="checkbox"/>	<input type="checkbox"/>	<input type="checkbox"/>	<input type="checkbox"/>	<input type="checkbox"/>
	A	B	C	D	E
13	<input type="checkbox"/>	<input type="checkbox"/>	<input type="checkbox"/>	<input type="checkbox"/>	<input type="checkbox"/>
	A	B	C	D	E
14	<input type="checkbox"/>	<input type="checkbox"/>	<input type="checkbox"/>	<input type="checkbox"/>	<input type="checkbox"/>
	A	B	C	D	E
15	<input type="checkbox"/>	<input type="checkbox"/>	<input type="checkbox"/>	<input type="checkbox"/>	<input type="checkbox"/>
	A	B	C	D	E
16	<input type="checkbox"/>	<input type="checkbox"/>	<input type="checkbox"/>	<input type="checkbox"/>	<input type="checkbox"/>
	A	B	C	D	E
17	<input type="checkbox"/>	<input type="checkbox"/>	<input type="checkbox"/>	<input type="checkbox"/>	<input type="checkbox"/>
	A	B	C	D	E
18	<input type="checkbox"/>	<input type="checkbox"/>	<input type="checkbox"/>	<input type="checkbox"/>	<input type="checkbox"/>
	A	B	C	D	E
19	<input type="checkbox"/>	<input type="checkbox"/>	<input type="checkbox"/>	<input type="checkbox"/>	<input type="checkbox"/>
	A	B	C	D	E
20	<input type="checkbox"/>	<input type="checkbox"/>	<input type="checkbox"/>	<input type="checkbox"/>	<input type="checkbox"/>
	A	B	C	D	E


This page has been intentionally left blank

11+

Weekly Worksheet 3

Non-verbal Reasoning


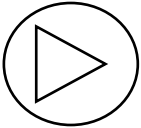


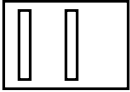
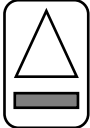

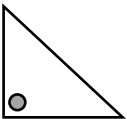
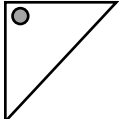
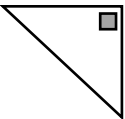
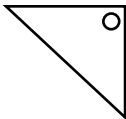
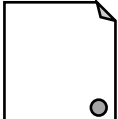
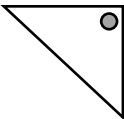
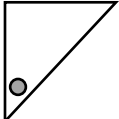


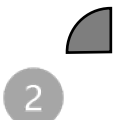
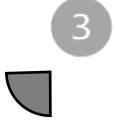






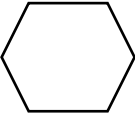
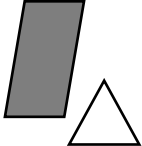
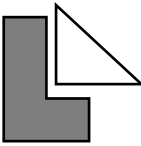
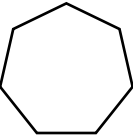
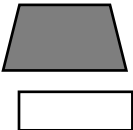
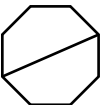

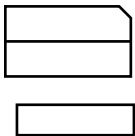
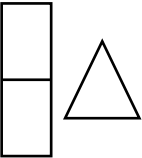
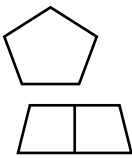
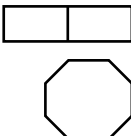


Instructions

1. Mark answers clearly on the answer sheet using a HB pencil – this is necessary to use the Exam Happy app
2. This is a multiple-choice test, and each question is worth one mark
3. You have 20 minutes to complete this test
4. Ensure that the rectangle on the answer sheet is fully shaded in like this 
5. If you mark the wrong answer, ensure that you erase it and mark your new answer clearly
6. Any rough workings should be done on a separate sheet of paper
7. Do not turn over the page until you are told to do so
8. Use the **Exam Happy app** to mark your answers and see where you rank amongst peers
Search your App Store for 'Exam Happy' to download




| ExamHappy


The **two figures on the left are similar** in some way. Find this pattern to work out which of the five figures on the right is **most like the figures on the left**.

<div>1</div> <div>   </div>	<div>      </div> <div> <div>A</div> <div>B</div> <div>C</div> <div>D</div> <div>E</div> </div>
<div>2</div> <div>   </div>	<div>      </div> <div> <div>A</div> <div>B</div> <div>C</div> <div>D</div> <div>E</div> </div>
<div>3</div> <div>   </div>	<div>      </div> <div> <div>A</div> <div>B</div> <div>C</div> <div>D</div> <div>E</div> </div>
<div>4</div> <div>    </div>	<div>      </div> <div> <div>A</div> <div>B</div> <div>C</div> <div>D</div> <div>E</div> </div>
<div>5</div> <div>    </div>	<div>      </div> <div> <div>A</div> <div>B</div> <div>C</div> <div>D</div> <div>E</div> </div>

6



A



B



C

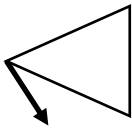
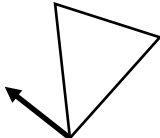
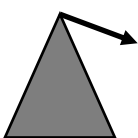


D

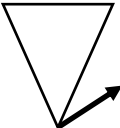


E

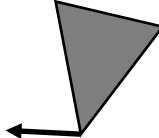
7



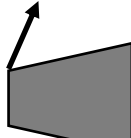
A



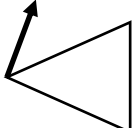
B



C

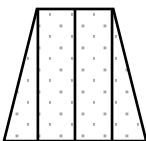
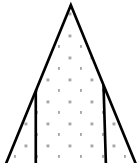
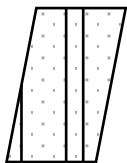


D

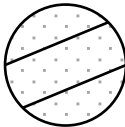


E

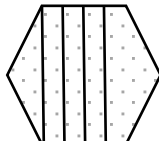
8



A



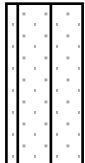
B



C

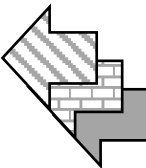


D




E

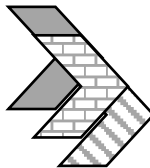
9



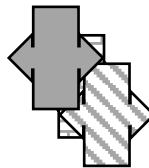
A




B



C

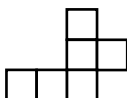


D

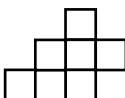


E

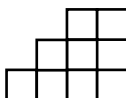
10



A



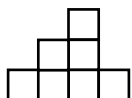
B



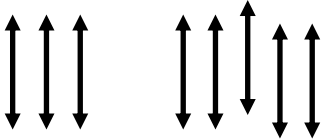
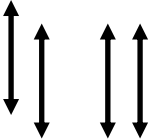


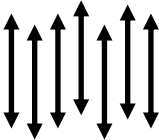
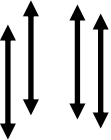






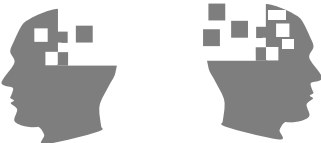





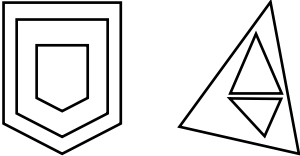
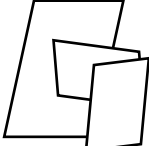
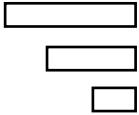
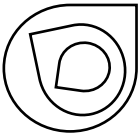
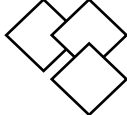
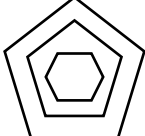
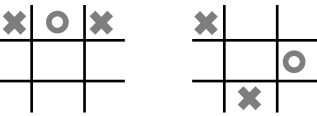
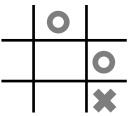
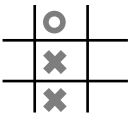
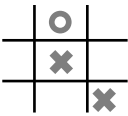
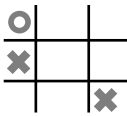
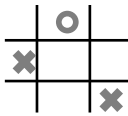
C

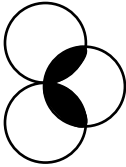
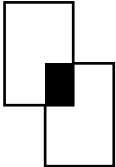

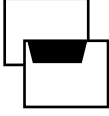
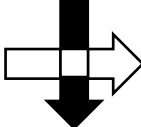


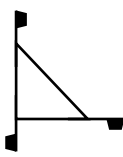

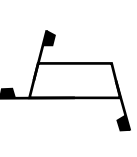
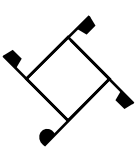
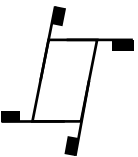
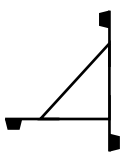
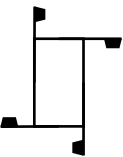
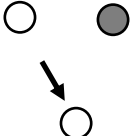
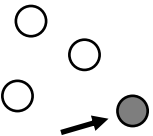
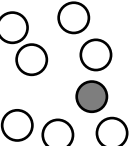
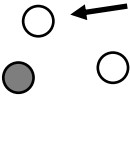
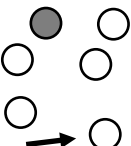
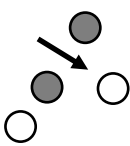
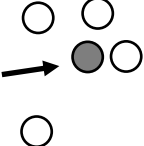

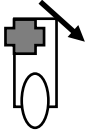
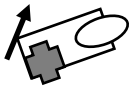
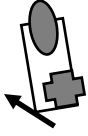

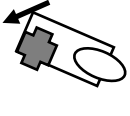



D



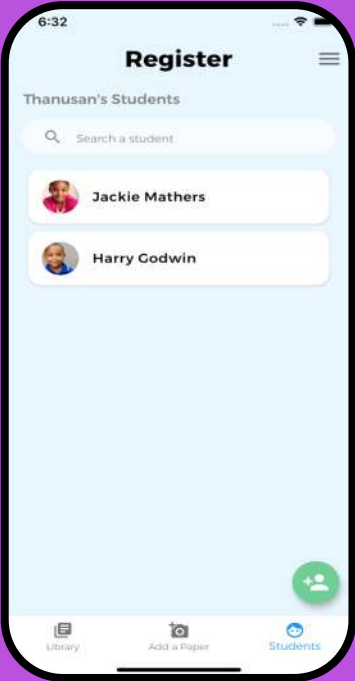
E

11		 A	 B	 C	 D	 E
12		 A	 B	 C	 D	 E
13		 A	 B	 C	 D	 E
14		 A	 B	 C	 D	 E
15		 A	 B	 C	 D	 E

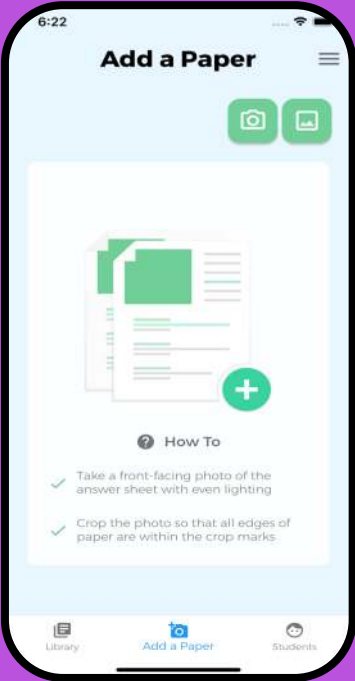
<div>16</div> <div>A T</div>	<div>X Q S Z P</div> <div>A B C D E</div>
<div>17</div> <div></div>	<div></div> <div>A B C D E</div>
<div>18</div> <div></div>	<div></div> <div>A B C D E</div>
<div>19</div> <div></div>	<div></div> <div>A B C D E</div>
<div>20</div> <div></div>	<div></div> <div>A B C D E</div>

Using the App


1 Finish paper and take picture of answer sheet to instantly mark



Register

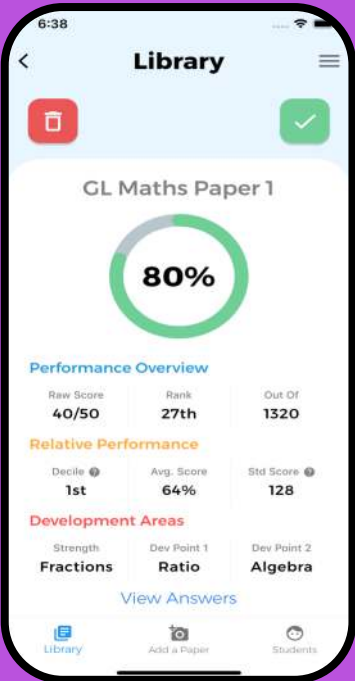


Take a picture




Upload

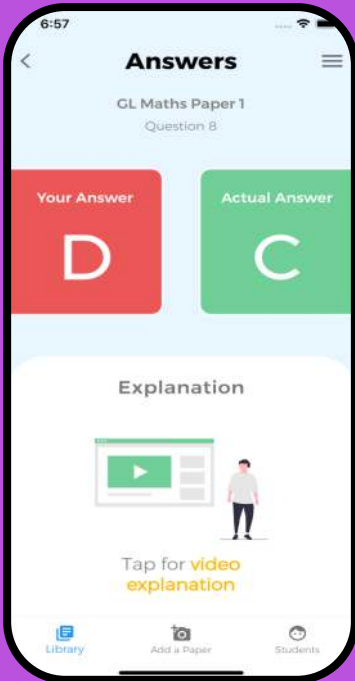
2 Access your score vs average, pass marks, and video explanations



Instantly mark



Check mistakes



Video solutions

About this pack



Contains 1 complete Non-Verbal worksheet



Expertly created in line with the national curriculum



Excellent for Grammar & Independent school preparation



Automatic marking & performance review via App



Detailed video explanations included via App

About ExamHappy



Exam Happy **lead in technology** in the 11+ space, making your 11+ journey **smarter, simpler and more successful.**



Our smart algorithm **automatically marks papers** and shows your **child's performance compared to peers.**



Development areas and **video explanations** are included to **give your child an edge.**

Download our app at www.examhappy.co.uk/app