

Verbal Reasoning

11+

**Weekly
Worksheets**

11 Plus Exam Preparation



Written by experts



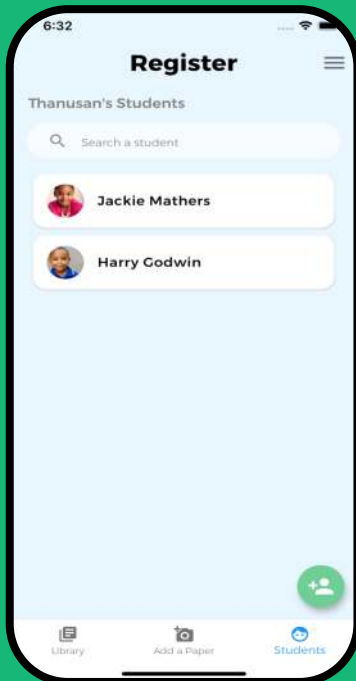
Automatic marking with app



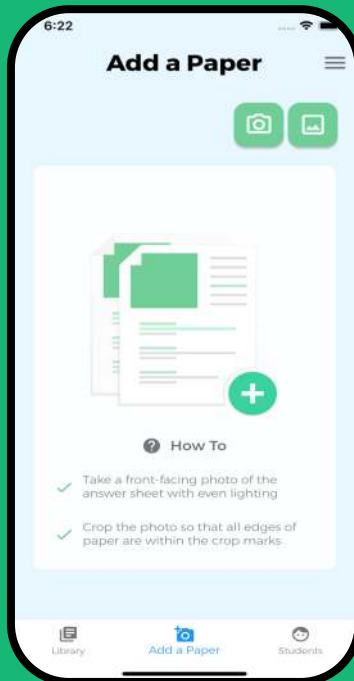
Video explanation

Using the App

1 Finish paper and take picture of answer sheet to instantly mark



Register



Take a picture

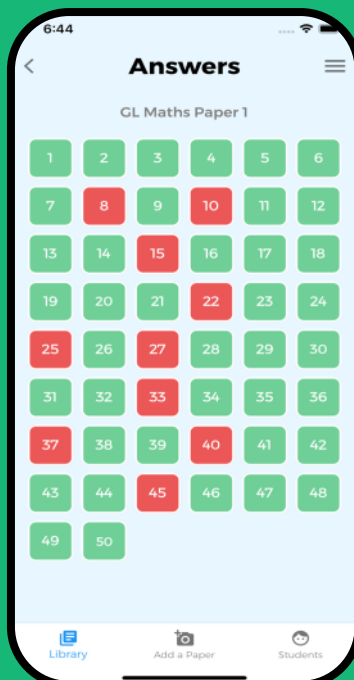


Upload

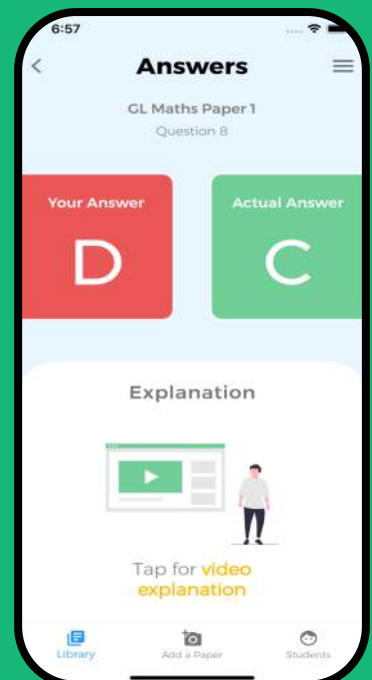
2 Access your score vs average, pass marks, and video explanations



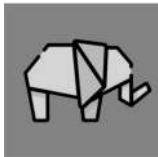
Instantly mark



Check mistakes



Video solutions



Answer Sheet

Paper Name: Weekly Worksheet #6
Subject: Verbal Reasoning



Paper ID	First Name	Last Name
WW-VR-06-20Q		

Instructions	
<p>How to answer:</p> <p><input checked="" type="checkbox"/> A <input type="checkbox"/> B <input type="checkbox"/> C <input type="checkbox"/> D <input type="checkbox"/> E</p>	<ol style="list-style-type: none">1. Mark ONE answer for each question using a HB pencil2. Do NOT mark any areas outside of the answer boxes3. Mark your answers using the Exam Happy app

1	<input type="checkbox"/>	<input type="checkbox"/>	<input type="checkbox"/>	<input type="checkbox"/>	<input type="checkbox"/>
	A	B	C	D	E
2	<input type="checkbox"/>	<input type="checkbox"/>	<input type="checkbox"/>	<input type="checkbox"/>	<input type="checkbox"/>
	A	B	C	D	E
3	<input type="checkbox"/>	<input type="checkbox"/>	<input type="checkbox"/>	<input type="checkbox"/>	<input type="checkbox"/>
	A	B	C	D	E
4	<input type="checkbox"/>	<input type="checkbox"/>	<input type="checkbox"/>	<input type="checkbox"/>	<input type="checkbox"/>
	A	B	C	D	E
5	<input type="checkbox"/>	<input type="checkbox"/>	<input type="checkbox"/>	<input type="checkbox"/>	<input type="checkbox"/>
	A	B	C	D	E
6	<input type="checkbox"/>	<input type="checkbox"/>	<input type="checkbox"/>	<input type="checkbox"/>	<input type="checkbox"/>
	A	B	C	D	E
7	<input type="checkbox"/>	<input type="checkbox"/>	<input type="checkbox"/>	<input type="checkbox"/>	<input type="checkbox"/>
	A	B	C	D	E
8	<input type="checkbox"/>	<input type="checkbox"/>	<input type="checkbox"/>	<input type="checkbox"/>	<input type="checkbox"/>
	A	B	C	D	E
9	<input type="checkbox"/>	<input type="checkbox"/>	<input type="checkbox"/>	<input type="checkbox"/>	<input type="checkbox"/>
	A	B	C	D	E
10	<input type="checkbox"/>	<input type="checkbox"/>	<input type="checkbox"/>	<input type="checkbox"/>	<input type="checkbox"/>
	A	B	C	D	E

11	<input type="checkbox"/>	<input type="checkbox"/>	<input type="checkbox"/>	<input type="checkbox"/>	<input type="checkbox"/>
	A	B	C	D	E
12	<input type="checkbox"/>	<input type="checkbox"/>	<input type="checkbox"/>	<input type="checkbox"/>	<input type="checkbox"/>
	A	B	C	D	E
13	<input type="checkbox"/>	<input type="checkbox"/>	<input type="checkbox"/>	<input type="checkbox"/>	<input type="checkbox"/>
	A	B	C	D	E
14	<input type="checkbox"/>	<input type="checkbox"/>	<input type="checkbox"/>	<input type="checkbox"/>	<input type="checkbox"/>
	A	B	C	D	E
15	<input type="checkbox"/>	<input type="checkbox"/>	<input type="checkbox"/>	<input type="checkbox"/>	<input type="checkbox"/>
	A	B	C	D	E
16	<input type="checkbox"/>	<input type="checkbox"/>	<input type="checkbox"/>	<input type="checkbox"/>	<input type="checkbox"/>
	A	B	C	D	E
17	<input type="checkbox"/>	<input type="checkbox"/>	<input type="checkbox"/>	<input type="checkbox"/>	<input type="checkbox"/>
	A	B	C	D	E
18	<input type="checkbox"/>	<input type="checkbox"/>	<input type="checkbox"/>	<input type="checkbox"/>	<input type="checkbox"/>
	A	B	C	D	E
19	<input type="checkbox"/>	<input type="checkbox"/>	<input type="checkbox"/>	<input type="checkbox"/>	<input type="checkbox"/>
	A	B	C	D	E
20	<input type="checkbox"/>	<input type="checkbox"/>	<input type="checkbox"/>	<input type="checkbox"/>	<input type="checkbox"/>
	A	B	C	D	E


This page has been intentionally left blank

11+

Weekly Worksheet 6

Verbal Reasoning

Instructions

1. You have 20 minutes to complete this test
2. This is a multiple-choice test and each question carries one mark
3. Mark your answers clearly on the answer sheet using a HB pencil
4. Ensure that the rectangle on the answer sheet is fully shaded in like this 
5. If you mark the wrong answer, ensure that you erase it and mark your new answer clearly
6. Any rough workings should be done on a separate sheet of paper
7. Do not turn over page until you are told to do so
8. Use the Exam Happy app to mark your answers and see where you rank amongst peers
Search “Exam Happy” on your App Store



| ExamHappy

Move **one** letter from the first word to the second word such that **both words make sense**. You are not allowed to rearrange the order the letters.

Example unite strip

A u

B n

C i

D t

E e

Answer e (The new words are **unit** and **stripe**).

1

white

fright

A w

B h

C i

D t

E e

2

breed

stale

A b

B r

C e

D e

E d

3

meant

vial

A m

B e

C a

D n

E t

4

prime

last

A p

B r

C i

D m

E e

5

shelf

airy

A s

B h

C e

D l

E f

6

cheap

fores

A c

B h

C e

D a

E p

Find the letter that completes the **two pairs of words**. The **same letter** must be used such that it completes the word in front of the brackets and begins the word after the brackets.

Example ma [?] ate ta [?] ent

A m

B d

C t

D l

E p

Answer **d** (The four words are **mad**, **date**, **tad**, **dent**).

7

dea [?] og

da [?] ire

A d

B f

C b

D t

E l

8

bat [?] at

cas [?] ead

A t

B s

C r

D m

E h

9

mas [?] ell

ban [?] ale

A t

B s

C h

D k

E y

10

coi [?] ong

sea [?] ast

A p

B n

C l

D s

E g

11

tea [?] ust

ha [?] ade

A d

B r

C f

D l

E m

12

bea [?] able

si [?] ent

A b

B c

C l

D t

E n

For each of the following sentences, the word in capital has **three letters removed**, which forms an actual word. Find the three-letter word that has been removed that best fits the sentence.

Example The young girl was incredibly **TNTED**.

A ALE

B ALL

C ANT

D TOT

E OLD

Answer **ALE** (the word **ALE** can be added back to make the word **TALENTED**)

13

Please **INM** a member of staff if you see anything suspicious.

A FOR

B ATE

C ORE

D FOE

E EAT

14

The most **ULAR** boy in school is kind.

A TEN

B ICE

C GET

D POP

E TAN

15

This event will expand your **NERK** vastly.

A NEW

B TWO

C YOU

D ARE

E TOO

16

Hayley found the **MISG** cat under her car.

A SIN

B INN

C TOP

D TIN

E ONE

17

We were served **CRI** appetisers for lunch.

A RAW

B ORE

C ICY

D IRE

E SPY

18

I requested a **RED** for the jumper I bought.

A OUR

B FUN

C MUD

D SUN

E ROD

19

Several **ES** were required to move out her things

A BOX

B TON

C PIN

D MIN

E TUN

20

Don't you dare **SK** to me in that manner, Ben!

A TEN

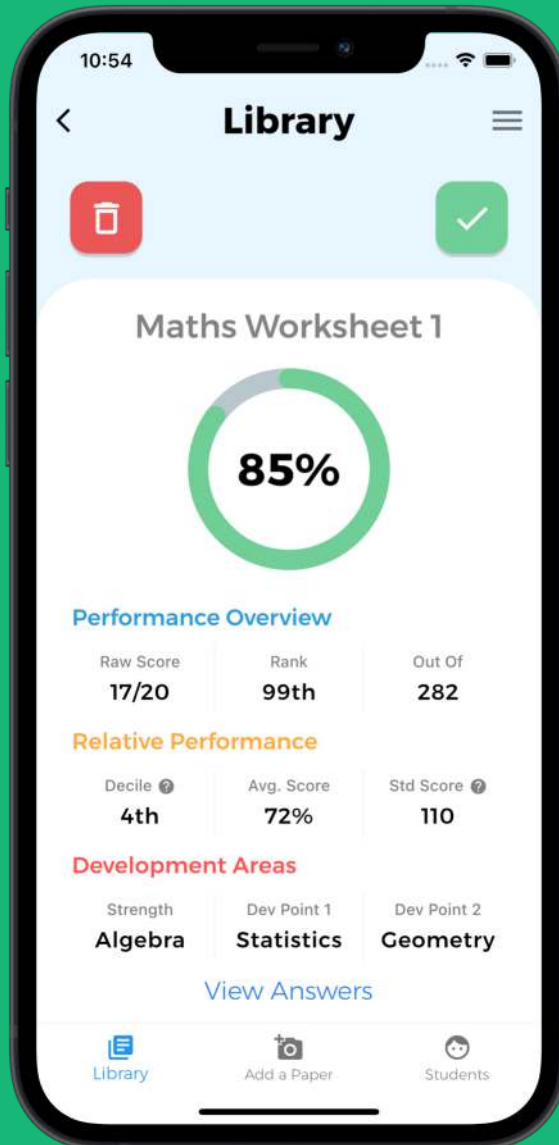
B PEA

C COO

D TEA

E DEN

Use the **ExamHappy** app
to mark your answers



**Watch our video
tutorial now!**
(~1 min)



Simply **take a photo** of your answer sheet and
receive scores in seconds...



...and see how your child **ranks against peers**,
identify **strengths & weaknesses** & view **video
solutions**

About this pack



Contains 1 complete Verbal Reasoning worksheet



Expertly created in line with the national curriculum



Excellent for Grammar & Independent school preparation



Automatic marking & performance review via App



Detailed video explanations included via App

About ExamHappy



Exam Happy **lead in technology** in the 11+ space, making your 11+ journey **smarter, simpler and successful**.



Our smart algorithm **automatically marks papers** and shows your **child's performance compared to peers**.



Development areas and **video explanations** are also included to maximise **continuous development**

Download our app at www.examhappy.co.uk/app